

# Cathedral Kitchen 2018 Highlights


*Cathedral Kitchen uses food to change lives.*

*We use food to nourish, train and employ people to offer them hope for improving their lives. We are working to feed and energize a healthy community.*



From all of us here at CK... THANK YOU!

**99,043**  
**MEALS SERVED**  
in our dining room



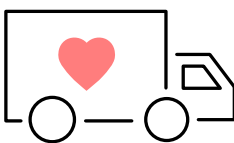
**78,865**  
**BAGGED MEALS**  
distributed at our meal  
program

**10,244**  
**MEALS FOR CHILDREN**  
in after-school and summer  
camp programs



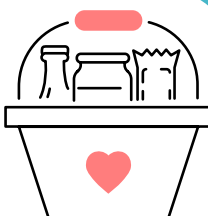
**660,000**  
**POUNDS OF FOOD**  
valued at **\$805,200** was  
donated to the Kitchen

We delivered food weekly to  
**425** **SENIOR**  
**CITIZENS**  
at three low-income facilities in  
Camden



**10,440**  
**MEALS PREPARED**  
for partner agencies serving the  
homeless and those in need

**9,544**  
**VOLUNTEER SLOTS**  
were filled, totaling  
**19,108** hours of service



**VOLUNTEER HOURS**  
translated to more than  
**\$169,106**  
in savings for the Kitchen



Cathedral Kitchen • 1514 Federal Street • Camden, NJ 08105  
856-964-6771 • [www.cathedralkitchen.org](http://www.cathedralkitchen.org)



## CK Celebrates 10 Years of Job Training!

**377** students have **passed** the ServSafe National Food Safety and Sanitation certification exam



**347** students have **graduated** and **86%** of graduates have **secured a job**

## Project Smiles Dental Clinic

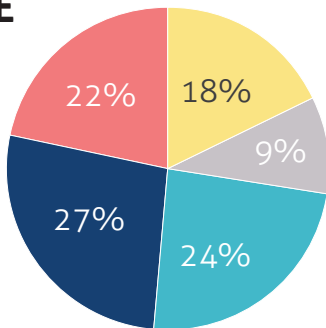
Project Smiles Dental Clinic provided free dental care to **830** patients at **987** appointments!



12 dentists volunteered a total of **378** hours, which translates to more than **\$52,920** in savings for the Kitchen.

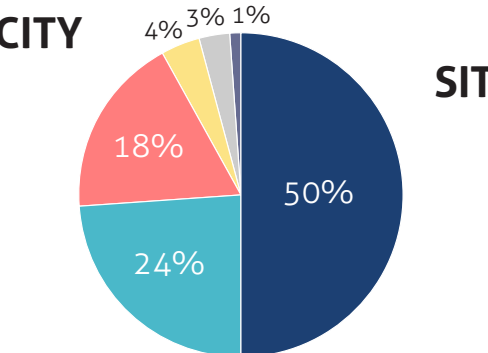
## 2018 Guest Survey

### AGE



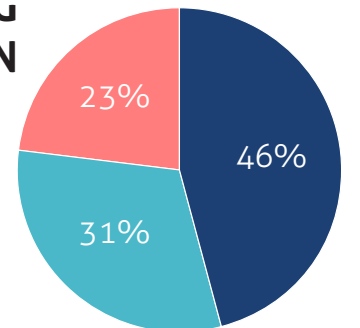
■ <18    ■ 45-59  
■ 18-29    ■ 60+  
■ 30-44

### ETHNICITY



■ Black/ African American    ■ Native American  
■ Spanish/ Latino    ■ Other  
■ Caucasian    ■ Asian

### LIVING SITUATION



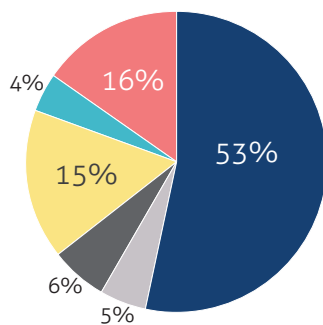
■ Rent/ Subsidized Housing/ Own Home  
■ Homeless/ Living in Shelter  
■ Live with family, friends/ Rooming house/ Motel

**70%** of CK's guests are male, **30%** are female  
**36%** of guests are employed  
**85%** of guests are from Camden

**98.9%** of guests agreed that "The food at CK tastes good."  
**99.5%** of guests agreed that "The meal at CK is served with kindness."

## 2018 Financials

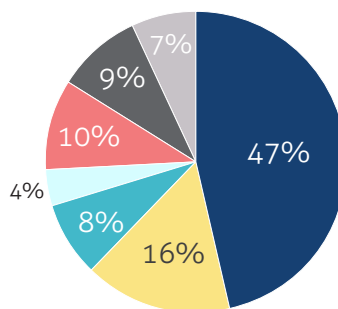
### INCOME



■ Social Enterprise    ■ Corporate  
■ Foundation    ■ Government  
■ Individuals    ■ Events

Total Income: \$3,377,571\*

### EXPENSES



■ Social Enterprise    ■ Culinary Arts Job Training  
■ Meal and Outreach    ■ Fundraising  
■ Administration    ■ Dental and Health  
■ Depreciation

Total Expenses: \$3,328,203\*

\*These totals were published prior to the 2018 Audit completion

**11,758**  
FAMILY MEALS SERVED  
A 13% increase from 2017

The meals and take home food CK provides can save a family of four an average of **\$645 per month** and a single adult an average of **\$168 per month**. These dollars can be redirected towards other expenses, such as utilities, rent, medical bills, and education.